

21st Century Tune-Up Interview Checklist

Customer Interview

Customer Comments

Have you noticed poor performance?					
Are you planning a long vacation trip?					
Are you aware of any specific problem?					
When and how does the problem occur?					
How confident are you in your vehicle?					
Has the check engine light ever been on?					
What services have been done recently?					
When was your last emissions inspection?					
Have the fuel injectors ever been cleaned?					
Have the oxygen sensors ever been replaced?					
Battery, Charging & Starting System	Technician Comments	Marginal results explained here	Good	Marginal	Fail
QT - Visual inspection of parts			<input type="checkbox"/>	<input type="checkbox"/>	<input type="checkbox"/>
QT - Check no load battery voltage			<input type="checkbox"/>	<input type="checkbox"/>	<input type="checkbox"/>
QT - Check cranking voltage			<input type="checkbox"/>	<input type="checkbox"/>	<input type="checkbox"/>
QT - Check charging voltage			<input type="checkbox"/>	<input type="checkbox"/>	<input type="checkbox"/>
DT - Load test battery			<input type="checkbox"/>	<input type="checkbox"/>	<input type="checkbox"/>
Engine Mechanical					
QT - Check idle vacuum			<input type="checkbox"/>	<input type="checkbox"/>	<input type="checkbox"/>
QT - Check 2000 RPM vacuum			<input type="checkbox"/>	<input type="checkbox"/>	<input type="checkbox"/>
QT - Check for gauge fluctuations			<input type="checkbox"/>	<input type="checkbox"/>	<input type="checkbox"/>
QT - Check coolant level			<input type="checkbox"/>	<input type="checkbox"/>	<input type="checkbox"/>
QT - Check coolant condition			<input type="checkbox"/>	<input type="checkbox"/>	<input type="checkbox"/>
DT - Check coolant flow			<input type="checkbox"/>	<input type="checkbox"/>	<input type="checkbox"/>
Powertrain Control					
QT - Check scan tool sensor data			<input type="checkbox"/>	<input type="checkbox"/>	<input type="checkbox"/>
QT - Check for computer recalibration updates			<input type="checkbox"/>	<input type="checkbox"/>	<input type="checkbox"/>
QT - Check for diagnostic trouble codes			<input type="checkbox"/>	<input type="checkbox"/>	<input type="checkbox"/>
QT - Check for history codes			<input type="checkbox"/>	<input type="checkbox"/>	<input type="checkbox"/>
QT - Check for snap shot data			<input type="checkbox"/>	<input type="checkbox"/>	<input type="checkbox"/>
QT - Check OBD II readiness monitors			<input type="checkbox"/>	<input type="checkbox"/>	<input type="checkbox"/>
DT - Check for technical service bulletins			<input type="checkbox"/>	<input type="checkbox"/>	<input type="checkbox"/>
Fuel System					
QT - Check fuel trim specification			<input type="checkbox"/>	<input type="checkbox"/>	<input type="checkbox"/>
DT - Check fuel pressure			<input type="checkbox"/>	<input type="checkbox"/>	<input type="checkbox"/>
DT - Check fuel volume			<input type="checkbox"/>	<input type="checkbox"/>	<input type="checkbox"/>
DT - Perform injector balance test			<input type="checkbox"/>	<input type="checkbox"/>	<input type="checkbox"/>
Ignition System					
QT - Check secondary circuit voltage			<input type="checkbox"/>	<input type="checkbox"/>	<input type="checkbox"/>
DT - Check primary circuit voltage			<input type="checkbox"/>	<input type="checkbox"/>	<input type="checkbox"/>
DT - Check primary circuit current draw			<input type="checkbox"/>	<input type="checkbox"/>	<input type="checkbox"/>
DT - Check base timing at idle			<input type="checkbox"/>	<input type="checkbox"/>	<input type="checkbox"/>
DT - Check knock sensor operation			<input type="checkbox"/>	<input type="checkbox"/>	<input type="checkbox"/>
Emission System					
QT - Check oxygen sensor operation			<input type="checkbox"/>	<input type="checkbox"/>	<input type="checkbox"/>
DT - Check EGR system operation			<input type="checkbox"/>	<input type="checkbox"/>	<input type="checkbox"/>
DT - Check PCV system operation			<input type="checkbox"/>	<input type="checkbox"/>	<input type="checkbox"/>
DT - Check EVAP system operation			<input type="checkbox"/>	<input type="checkbox"/>	<input type="checkbox"/>
DT - Check catalytic converter efficiency			<input type="checkbox"/>	<input type="checkbox"/>	<input type="checkbox"/>
DT - Perform exhaust gas analysis			<input type="checkbox"/>	<input type="checkbox"/>	<input type="checkbox"/>

QT = Quick Test DT = Diagnostic Testing

This sheet is for customer review only. Actual repair quote will be provided separately.

STANDARD
Engine Performance Specialists

37-18 Northern Blvd.
Long Island City, NY 11101
www.standardbrand.com

CORPORATE TRAINING CENTER
3018 Skyway Circle South, Irving, TX 75038
www.smp-training.com

We Support
Be Car Care Aware
www.carcare.org

ST9451DEC07

Times are changing...Cars are changing...So are Tune-Ups!

21st Century TM **TUNE-UP**



Keep Your Shop on the Cutting Edge.

Develop an annual Tune-Up program for your customers and keep their cars in your bays!

STANDARD
Engine Performance Specialists

21st Century TM TUNE-UP

THE 21ST CENTURY TUNE-UP initially consists of a customer interview and a series of 18 "quick test" vehicle inspections, followed by diagnostic testing as needed. The customer interview gives you the opportunity to find out how the customer feels about the vehicle's performance, how the vehicle is treated and a sense of the vehicle's history. The "Quick Test" (QT) vehicle inspections are designed to be completed in about 30 minutes.

CUSTOMER INTERVIEW

- Have you noticed poor performance?
- Are you planning a long vacation trip?
- Are you aware of any specific problem?
- When and how does the problem occur?
- How confident are you in your vehicle?
- Has the check engine light ever been on?
- What services have been done recently?
- When was your last emissions inspection?
- Have the fuel injectors ever been cleaned?
- Have the oxygen sensors ever been replaced?

The vehicle owner is concerned with the reliability of the vehicle. He may have a wife and small children or they may be older couples who want to minimize the chance of a breakdown occurring. Whether preparing for a change of seasons, a vacation or handing the car down to a child, investing a reasonable cost to ensure family safety is easily accepted by the vehicle owner.



After the interview, the "quick test" inspections will give you an accurate report on the vehicle health, pointing to systems that need further diagnostic tests and allowing you to explain all options to your customer.

The 21st Century Tune-Up program will:

- Improve reliability
- Reduce air pollution
- Improve performance
- Improve fuel economy
- Create customer confidence



BATTERY, CHARGING & STARTING SYSTEM

- QT - Visual inspection of parts
- QT - No load battery voltage
- QT - Cranking voltage
- QT - Charging voltage
- DT - Load test battery




ENGINE MECHANICAL

- QT - Idle vacuum
- QT - 2000 RPM vacuum
- QT - Gauge fluctuations
- QT - Coolant level
- QT - Coolant condition
- DT - Coolant flow

Often a poorly maintained base system will cause significant problems in the electronic control systems. Low engine vacuum can point to mechanical problems in the engine. Poor cooling system performance will affect the computer controls on the engine.


QT = Quick Test DT = Diagnostic Testing



POWERTRAIN CONTROL

Computer recalibration may correct what seems to be a mechanical problem and is often called for in technical service bulletins. Using the history codes and readiness monitors will help you determine overall powertrain conditions.

- QT - Computer recalibration updates
- QT - Diagnostic trouble codes
- QT - History codes
- QT - Snap shot data
- QT - OBD II readiness monitors
- QT - Scan tool sensor data
- DT - Technical service bulletins



FUEL SYSTEM

Long term fuel trim will point you to possible mechanical fuel system problems causing the computer to compensate by adjusting fuel delivery. Unequal fuel distribution can cost up to six percent in fuel economy before tripping the check engine light.


- QT - Fuel trim specification
- DT - Fuel pressure
- DT - Fuel volume
- DT - Perform injector balance test



EMISSION SYSTEM

Worn or "lazy" oxygen sensors can cost your customer up to six percent fuel economy! The emissions systems check can be performed on your inspection machine at the same time as the exhaust gas analysis.

- QT - Oxygen sensor operation
- DT - EGR system operation
- DT - PCV system operation
- DT - EVAP system operation
- DT - Catalytic converter efficiency
- DT - Perform exhaust gas analysis



IGNITION SYSTEM

Inadequate primary system voltage will always lead to poor performance. A secondary ignition misfire can cause up to a five percent loss in fuel economy.

- QT - Secondary circuit voltage
- DT - Primary circuit voltage
- DT - Primary circuit current draw
- DT - Base timing at idle
- DT - Knock sensor operation